MAPFRE AM
Asset Management

Signatory of: PRI Principles for Responsible Investment

Return Date: 30/09/2021

Lower Risk — Greater Risk

1	2	3	4	5	**6**	7

EUROPEAN EQUITIES R

Fund Benchmark: STOXX Europe 50 NR EUR

Investment Objective

The objective of the fund is to earn a satisfactory level of return which is sustainable in the long-term, with in-depth fundamental analysis of companies and the selection of quality assets which are temporarily under-valued by the market but have great potential to increase in value over the long term; while constantly taking account of the risk-return trade-off in the investment process.

At least 75% of the exposure to equities is invested in companies domiciled or listed in European markets. In managing the fund, the reference, but simply for comparison purposes, is the Stoxx Europe 50 Net Return.

Performance (since inception)

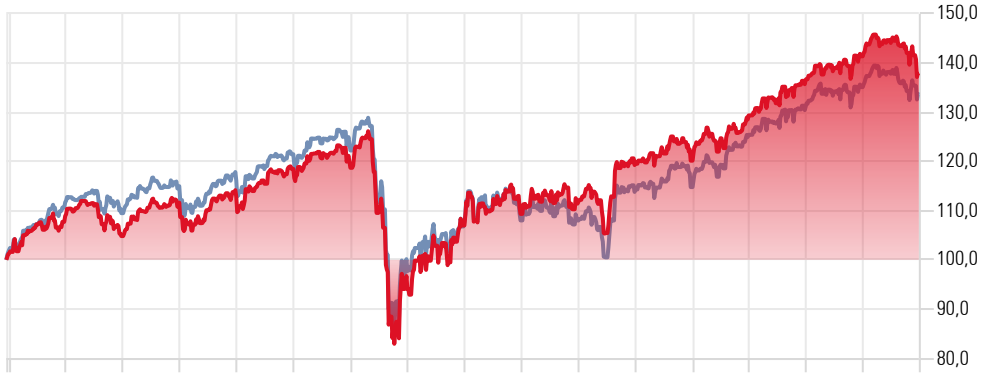

Mapfre AM European Equities R — STOXX Europe 50 NR EUR

	2018	2019	2020	YTD	1 Month	3 Months	6 Months	1 Year	2 Years	3 Years
Mapfre AM European Equities R			0,82	13,51	-4,19	-0,21	7,41	23,88	9,95	
STOXX Europe 50 NR EUR	-10,21	27,36	-6,26	15,23	-3,08	0,17	6,90	23,68	6,46	7,53

Portfolio Ratios

P/E	18,03
P/B	2,61
Debt to Capital	35,58%
Net Margin	15,36%
ROE	23,24%

Portfolio Date: 30/09/2021

Asset Allocation (net)

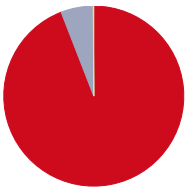

	%
Stock	94,1
Cash	5,8
Other	0,1
Bond	0,0

Morningstar Equity Style Box

	Value	Blend	Growth
Large	16,1	56,0	19,9
Mid	2,0	3,9	2,0
Small	0,0	0,0	0,0

Market Cap	%
Market Cap Giant %	48,2
Market Cap Large %	43,8
Market Cap Mid %	8,0
Market Cap Small %	0,0
Market Cap Micro %	0,0

Region Exposure

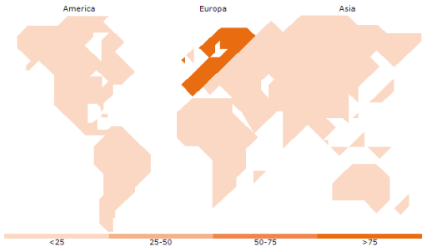

Top Holdings

Asset Name	Sector	%
Roche Holding AG		3,92
Diageo PLC		3,91
Neste Corp		3,86
NN Group NV		3,77
Novo Nordisk A/S Class B		3,72
Amundi SA		3,71
ASML Holding NV		3,37
Industria De Diseno Textil SA		3,07
LVMH Moet Hennessy Louis Vuitton SE		2,94
Anglo American PLC		2,07
% Asset in Top 10 Holdings		34,34
Number of Stock Holdings		42

Sector Exposure %	Weight
Equity Econ Super Sector Cyclical %	**34,38**
Basic Materials	12,06
Consumer Cyclical	8,33
Financial Services	13,99
Real Estate	0,00
Equity Econ Super Sector Sensitive %	**35,56**
Communication Services	4,03
Energy	4,10
Industrials	13,51
Technology	13,92
Equity Econ Super Sector Defensive %	**30,06**
Consumer Defensive	14,15
Healthcare	14,01
Utilities	1,90

Equity Region Americas %	**1,90**
Equity Country United States	1,90
Equity Country Canada	0,00
Equity Region Latin America	0,00
Equity Region Greater Europe %	**98,10**
Equity Country United Kingdom	22,27
Equity Region Eurozone	56,12
Equity Region Europe ex-euro	19,71
Equity Region Europe emrg	0,00
Equity Region Africa	0,00
Equity Region Middle East	0,00
Equity Region Greater Asia %	**0,00**
Equity Country Japan	0,00
Equity Region Australasia	0,00
Equity Region Asia dev	0,00
Equity Region Asia emrg	0,00

Key Information

Management Company	Mapfre Asset Management SGIIC
Inception Date	28/01/2019
Domicile	Luxembourg
Firm Name	Waystone Management Company (Lux) S.A.
UCITS	Yes

NAV (Mo-End)	13,80 €
Fund Size	161.637.015,00 €
Portfolio Currency	Euro
Distribution Status	Acc
ISIN	LU1509932965

Minimum Investment (Base Currency)	10 €
Max Management Fee	1,75%
Portfolio Managers	Manuel Rodríguez; Thomas Nugent

This document is for commercial purposes only and is provided for informative purposes and is not an offer, invitation or encouragement for sale, purchase or subscription of securities, nor its content will be the basis of any contract, commitment or decision of any kind. This document does not replace the mandatory legal information that should be consulted prior to any investment decision; the legal information prevails in case of any discrepancy. This information brochure is available to the public at www.mdo-manco.com. The information contained in this document has a validity of the date that appears in the factsheet, so it may suffer changes as a result of the fluctuation of the markets. References to past performance is not an indicator of future performance.

Source: Morningstar Direct