

GLOBAL BOND FUND R

Fund Benchmark: FTSE WGBI ALL MATS EUR

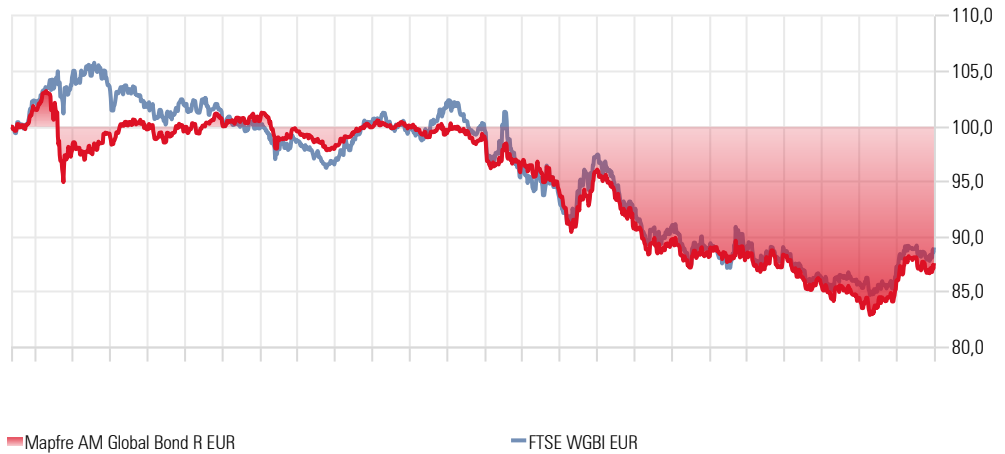
Investment Objective

The objective of the fund is to provide potential long-term growth, seeking investment opportunities in the various international fixed income markets.

The fund will actively invest in debt instruments with a minimum credit rating of investment grade, including governments and debt securities of listed companies in OCDE member states.

There are no limits as to the duration of the portfolio. This fund may not be suitable for investors who plan to withdraw their money in less than five years.

Performance (since inception)

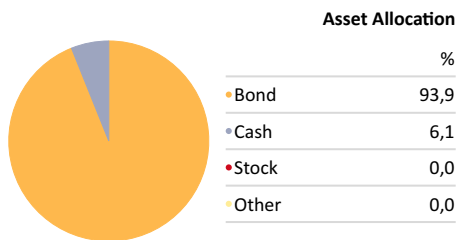


Portfolio Ratios

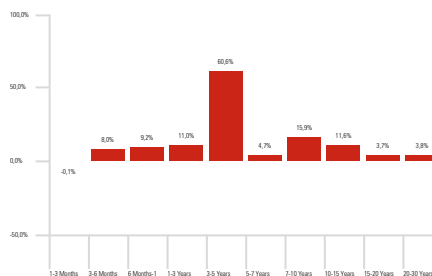
Average Credit Quality	A
Average Eff Duration Survey	5,38
TIR	4,60%

	2021	2022	2023	YTD	1 Month	3 Months	6 Months	1 Year	2 Years	3 Years
Mapfre AM Global Bond R EUR	-1,43	-12,15	1,05	-0,59	-0,59	4,77	2,12	-0,69	-5,96	-4,46
FTSE WGBI EUR	0,09	-12,91	1,62	0,11	0,11	4,69	3,05	0,33	-5,54	-3,74

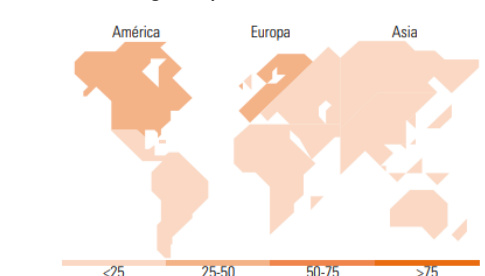
Portfolio Date: 31/01/2024



Fixed Income Maturity Exposure



Fixed Income Region Exposure



Top Holdings

Asset Name	%
Germany (Federal Republic Of) 0.25%	26,91
Australia (Commonwealth of) 2.25%	13,31
Germany (Federal Republic Of) 0.4%	9,17
New Zealand (Government Of) 0.5%	7,82
Mexico (United Mexican States) 7.5%	6,80
Mexico (United Mexican States) 7.75%	6,64
United States Treasury Notes 3.5%	6,34
Spain (Kingdom of) 1.85%	4,83
Ontario (Province Of) 0.25%	4,82
New Zealand (Government Of) 4.5%	4,79
Number of Bond Holdings	47

Fixed Income Exposure %

Government %	93,74
Corporate %	0,16
Securitized %	0,00
Municipal %	0,00
Cash & Equivalents %	5,63
Derivative %	0,47

Fixed-Inc Region Americas %	23,62
Fixed-Inc Country United States %	6,33
Fixed-Inc Country Canada %	4,05
Fixed-Inc Region Latin America %	12,60
Fixed-Inc Region Greater Europe %	51,04
Fixed-Inc Country United Kingdom %	1,00
Fixed-Inc Region Europe dev %	41,84
Fixed-Inc Region Europe emrg %	5,04
Fixed-Inc Region Africa/Middle East %	3,10
Fixed-Inc Region Greater Asia %	25,34
Fixed-Inc Country Japan %	0,01
Fixed-Inc Region Australasia %	24,53
Fixed-Inc Region Asia dev %	0,00
Fixed-Inc Region Asia emrg %	0,79

Key Information

Management Company	Mapfre Asset Management SGIIC	NAV (Mo-End)	8,77 €	Minimum Investment (Base Currency)	10 €
Inception Date	24/12/2019	Fund Size	215.503.635,00 €	Max Management Fee	1,00%
Domicile	Luxembourg	Portfolio Currency	Euro	Portfolio Managers	Christopher Morris
Firm Name	Mapfre Asset Management SGIIC	Distribution Status	Acc		
UCITS	Yes	ISIN	LU1691784612		

This document is for commercial purposes only and is provided for informative purposes and is not an offer, invitation or encouragement for sale, purchase or subscription of securities, nor its content will be the basis of any contract, commitment or decision of any kind. This document does not replace the mandatory legal information that should be consulted prior to any investment decision; the legal information prevails in case of any discrepancy. This information brochure is available to the public at www.mdo-manco.com. The information contained in this document has a validity of the date that appears in the factsheet, so it may suffer changes as a result of the fluctuation of the markets. References to past performance is not an indicator of future performance.