

### IBERIAN EQUITIES R

Fund Benchmark: IBEX 35 NR EUR



#### Investment Objective

The objective of the fund is to earn a satisfactory level of return which is sustainable in the long-term, with in-depth fundamental analysis of companies and the selection of quality assets which are temporarily under-valued by the market but have great potential to increase in value over the long term; while constantly taking account of the risk-return trade-off in the investment process.

At least 75% of the exposure to equities is invested in companies domiciled or listed in Spain or Portugal markets. In managing the fund, the reference, but simply for comparison purposes, is the Ibex 35.

#### Performance (since inception)



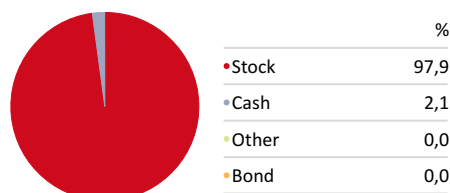
#### Statistics Measures (3 years, monthly return)

Std Dev	18,47%
Alpha	0,90%
Beta	0,78
R2	92,51
Tracking Error	7,17%

	2019	2020	2021	YTD	1 Month	3 Months	6 Months	1 Year	3 Years
Mapfre AM Iberian Equities R		-8,85	10,49	-0,21	3,62	4,49	5,42	2,17	2,77
BME IBEX 35 NR EUR	15,66	-13,22	10,28	2,86	3,22	5,37	8,17	-0,57	2,14

#### Portfolio Date: 31/05/2022

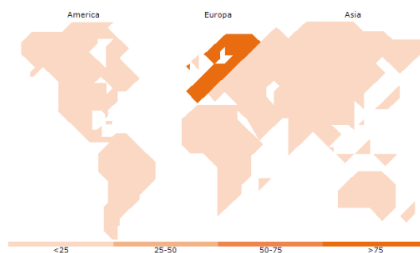
##### Asset Allocation (net)



##### Morningstar Equity Style Box

	Value	Blend	Growth	Market Cap	%
Large	9,2	10,0	10,3	Market Cap Giant %	6,8
Mid	18,9	11,6	8,0	Market Cap Large %	22,7
Small	8,5	23,5	0,0	Market Cap Mid %	38,5
				Market Cap Small %	30,3
				Market Cap Micro %	1,8






##### Region Exposure



#### Portfolio Ratios

P/E	13,31
P/B	1,62
Debt to Capital	43,69%
Net Margin	9,89%
ROE	14,25%

#### Top Holdings

Asset Name	Sector	%
The Navigator Co SA		4,34
Cellnex Telecom SA		4,19
Industria De Diseno Textil SA		3,73
Viscofan SA		3,53
Vidrala SA		3,26
% Asset in Top 10 Holdings		35,01
Number of Stock Holdings		37

#### Sector Exposure %

Sector	Weight
<b>Equity Econ Super Sector Cyclical %</b>	<b>43,80</b>
Basic Materials	9,81
Consumer Cyclical	18,84
Financial Services	12,13
Real Estate	3,02
<b>Equity Econ Super Sector Sensitive %</b>	<b>37,40</b>
Communication Services	4,28
Energy	2,09
Industrials	24,68
Technology	6,34
<b>Equity Econ Super Sector Defensive %</b>	<b>18,80</b>
Consumer Defensive	0,00
Healthcare	8,67
Utilities	10,13

Equity Region Americas %	0,00
Equity Country United States	0,00
Equity Country Canada	0,00
Equity Region Latin America	0,00
<b>Equity Region Greater Europe %</b>	<b>100,00</b>
Equity Country United Kingdom	0,00
Equity Region Eurozone	100,00
Equity Region Europe ex-euro	0,00
Equity Region Europe emrg	0,00
Equity Region Africa	0,00
Equity Region Middle East	0,00
<b>Equity Region Greater Asia %</b>	<b>0,00</b>
Equity Country Japan	0,00
Equity Region Australasia	0,00
Equity Region Asia dev	0,00
Equity Region Asia emrg	0,00

#### Key Information

Management Company	Mapfre Asset Management SGIC	NAV (Mo-End)	10,78 €	Minimum Investment (Base Currency)	10 €
Inception Date	28/01/2019	Fund Size	38.302.468,00 €	Max Management Fee	1,75%
Domicile	Luxembourg	Portfolio Currency	Euro	Portfolio Manager	Javier Miralles
Firm Name	Waystone Management Company (Lux) S.A.	Distribution Status	Acc		
UCITS	Yes	ISIN	LU1509933690		

This document is for commercial purposes only and is provided for informative purposes and is not an offer, invitation or encouragement for sale, purchase or subscription of securities, nor its content will be the basis of any contract, commitment or decision of any kind. This document does not replace the mandatory legal information that should be consulted prior to any investment decision; the legal information prevails in case of any discrepancy. This information brochure is available to the public at [www.mdo-manco.com](http://www.mdo-manco.com). The information contained in this document has a validity of the date that appears in the factsheet, so it may suffer changes as a result of the fluctuation of the markets. References to past performance is not an indicator of future performance.