


US FORGOTTEN VALUE I

Fund Benchmark: S&P 1500 Value TR (desde 01/01/2022)



Investment Objective

North American Equity Fund focused on investing in companies undervalued by the market. The objective of the fund is to obtain a return superior to the market over the long term. To achieve this objective, we carry out an in-depth analysis, with a special focus on securities that may be outside the focus of the investment community. For example, companies having a complex capital structure or enterprises being in a momentarily out of favor sectors could be categorized as "Forgotten Stocks". Another example, are companies with lower capitalization, being followed by fewer analysts.

The fund will invest at all times, directly or through derivatives, at least 75% of its net assets in shares listed in the United States. The rest of the total exposure will be invested in public and private fixed income issued and negotiated in the OECD.

Performance (since inception)



Portfolio Ratios

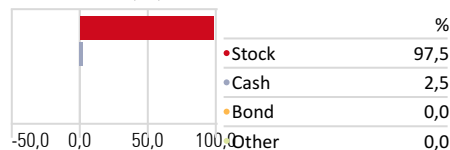
P/E	19,28
P/B	1,91
Debt to Capital	42,46%
Net Margin	8,99%
ROE	14,85%

	2022	2023	2024	YTD	1 Month	3 Months	6 Months	1 Year	2 Years	3 Years	5 Years
Mapfre AM US Forgotten Value I EUR	-18,43	12,26	14,53	-8,36	4,91	-11,30	-13,48	-0,86	7,33	1,79	7,34
S&P 1500 Value TR	0,73	17,52	19,64	-9,57	3,26	-11,83	-14,03	0,31	10,35	7,77	13,57

Portfolio Date: 31/05/2025

Asset Allocation (net)

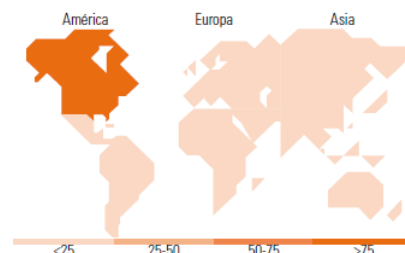
Portfolio Date: 31/05/2025



Morningstar Equity Style Box

	Value	Blend	Growth	Market Cap	%
Large	15,9	10,8	0,0	Market Cap Giant %	7,4
Mid	16,0	18,4	3,4	Market Cap Large %	19,3
Small	9,5	19,1	6,8	Market Cap Mid %	37,9
				Market Cap Small %	19,6
				Market Cap Micro %	15,9

Region Exposure



Top Holdings

Asset Name	Sector	%
Uber Technologies Inc	🚗	5,55
Atlanta Braves Holdings Inc Class C	🏟️	3,72
Markel Group Inc	🏢	3,62
WR Berkley Corp	🏠	3,38
Howard Hughes Holdings Inc	🏢	3,04
News Corp Class A	📰	2,88
Madison Square Garden Sports Corp Class A	🏟️	2,86
SS&C Technologies Holdings Inc	🏢	2,80
Labcorp Holdings Inc	🏢	2,72
Alphabet Inc Class A	📱	2,66
% Asset in Top 10 Holdings		33,24
Number of Stock Holdings		45

Sector Exposure %

	Weight
Equity Econ Super Sector Cyclical %	39,68
Basic Materials	4,95
Consumer Cyclical	12,23
Financial Services	19,38
Real Estate	3,11
Equity Econ Super Sector Sensitive %	47,40
Communication Services	24,03
Energy	0,00
Industrials	12,48
Technology	10,88
Equity Econ Super Sector Defensive %	12,92
Consumer Defensive	1,94
Healthcare	10,99
Utilities	0,00

Equity Region Americas %	97,66
Equity Country United States	96,42
Equity Country Canada	1,24
Equity Region Latin America	0,00
Equity Region Greater Europe %	2,34
Equity Country United Kingdom	0,00
Equity Region Eurozone	0,00
Equity Region Europe ex-euro	2,34
Equity Region Europe emrg	0,00
Equity Region Africa	0,00
Equity Region Middle East	0,00
Equity Region Greater Asia %	0,00
Equity Country Japan	0,00
Equity Region Australasia	0,00
Equity Region Asia dev	0,00
Equity Region Asia emrg	0,00

Key Information

Management Company	Mapfre Asset Management SGILC	NAV (Mo-End)	11,65 €	Minimum Investment (Base Currency)	50.000 €
Inception Date	09/12/2019	Fund Size	86.580.651,00 €	Max Management Fee	1,25%
Domicile	Luxembourg	Portfolio Currency	Euro	Portfolio Managers	Patrick Nielsen; César Gimeno
Firm Name	Mapfre Asset Management SGILC	Distribution Status	Acc		
UCITS	Yes	ISIN	LU2020674177		

This document is for commercial purposes only and is provided for informative purposes and is not an offer, invitation or encouragement for sale, purchase or subscription of securities, nor its content will be the basis of any contract, commitment or decision of any kind. This document does not replace the mandatory legal information that should be consulted prior to any investment decision; the legal information prevails in case of any discrepancy. This information brochure is available to the public at www.mdo-manco.com. The information contained in this document has a validity of the date that appears in the factsheet, so it may suffer changes as a result of the fluctuation of the markets. References to past performance is not an indicator of future performance.