

CAPITAL RESPONSABLE FUND R

 Fund Benchmark: 25% Stoxx 50 NR; 32% ICE BofAML Euro Broad Market; 43% ICE BofAML Euro Treasury Bill
 Fund Category: Blend Europe

Investment Objective

The fund seeks to strike a balance between the preservation of capital and long-term growth, through the construction and management of a balanced portfolio of European stocks and bonds. The investment process incorporates a framework that analyzes the social and environmental impact of the entities when considered as an investment. In particular, the governance of corporate is examined as an important indicator. The objective is to favor those companies and entities that have a strategy focused on following social, environmental and governance criteria (ESG), under the assumption that these entities grant a more adequate risk profitability profile. Accordingly, the fund will be considered an ESG investment.

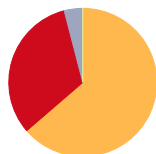
The fund will invest a maximum of 50% of its assets in equities. Up to a maximum of 70% of the fund assets may be invested in debt instruments issued by EU Member States or Supranational Entities with at least an investment grade rating and complying with SRI criteria. This investment may not be suitable for investors who plan to withdraw their money in less than 5 years.

Portfolio Ratios

P/E	24,14
Debt to Capital	30,93%
ROE	22,31%
Effective Duration	3,11
Average Credit Quality	A
Tracking Error 3 Yrs (%)	2,43

Portfolio Date: 30/06/2025
Asset Allocation (net)

Portfolio Date: 30/06/2025



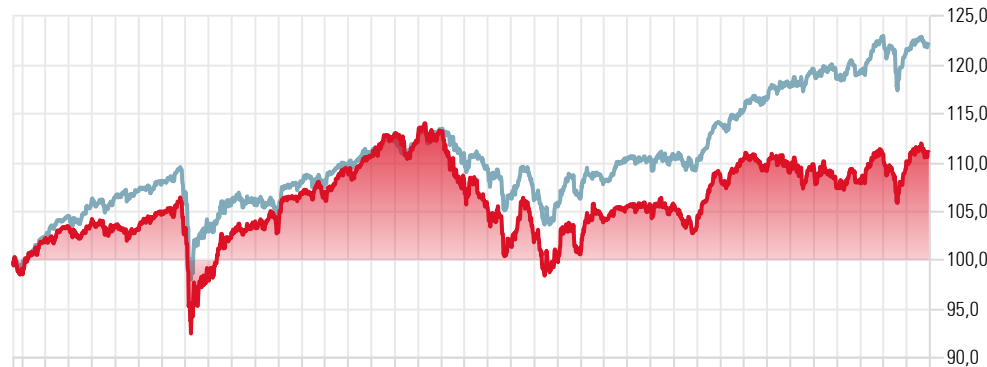
	%
• Bond	63,7
• Stock	32,3
• Cash	4,0
• Other	0,0

Top Holdings

Asset Name	%
Belgium (Kingdom Of) 3%	7,55
Belgium (Kingdom Of) 3.1%	6,66
France (Republic Of) 0.1%	5,60
France (Republic Of) 0%	4,17
Italy (Republic Of) 0%	3,73
Italy (Republic Of) 0.5%	3,29
Spain (Kingdom of) 3.2%	2,61
France (Republic Of) 0%	2,24
Italy (Republic Of) 2%	2,18
ASML Holding NV	1,95
% Asset in Top 10 Holdings	28,18
Number of Stock Holdings	43

Key Information

Management Company	Mapfre Asset Management SGIC
Inception Date	07/12/2018
Domicile	Luxembourg
Firm Name	Mapfre Asset Management SGIC
UCITS	Yes

Performance (since inception)


Mapfre AM Capital Responsible R

Benchmark Mapfre AM Capital Responsible

	2022	2023	2024	YTD	1 Month	3 Months	6 Months	1 Year	2 Years	3 Years	5 Years
Mapfre AM Capital Responsible R	-11,12	8,17	-0,64	2,68	-0,36	2,54	2,68	1,83	2,46	3,04	1,63
Benchmark Mapfre AM Capital Responsible	-6,11	7,30	4,54	2,34	-0,37	0,72	2,34	3,58	5,05	4,66	2,92

Morningstar Equity Style Box

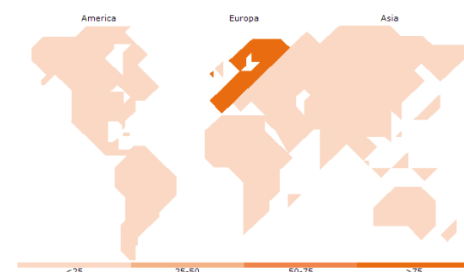
	Value	Blend	Growth	Market Cap	%
Large	6,2	26,7	44,2	Market Cap Giant %	54,0
Mid	0,0	9,4	8,8	Market Cap Large %	23,1
Small	0,0	3,6	1,1	Market Cap Mid %	18,2
				Market Cap Small %	4,7
				Market Cap Micro %	0,0

Equity Sector Exposure %

Equity Sector Exposure %	Weight
Equity Econ Super Sector Cyclical %	14,89
Equity Econ Super Sector Sensitive %	60,32
Equity Econ Super Sector Defensive %	24,80

Fixed Income Exposure %

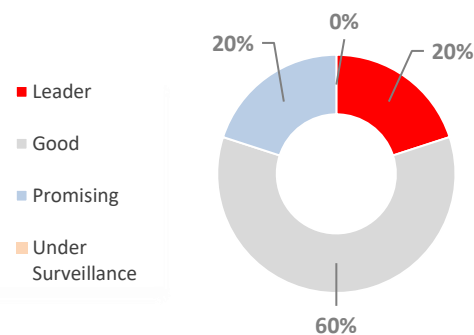
Fixed Income Exposure %	Weight
Government %	72,47
Corporate %	18,60
Securitized %	0,68
Municipal %	0,00
Cash & Equivalents %	8,25
Derivative %	0,00

Equity Region Exposure


Equity Region Americas %	2,01
Equity Country United States	2,01
Equity Country Canada	0,00
Equity Region Latin America	0,00
Equity Region Greater Europe %	97,99
Equity Country United Kingdom	6,48
Equity Region Eurozone	82,47
Equity Region Europe ex-euro	9,04
Equity Region Europe emrg	0,00
Equity Region Africa	0,00
Equity Region Middle East	0,00
Equity Region Greater Asia %	0,00
Equity Country Japan	0,00
Equity Region Australasia	0,00
Equity Region Asia dev	0,00
Equity Region Asia emrg	0,00

ESG Indicators

Private Issuers Equities & Fixed Income – ESG Typology



Absenteeism rate
Coverage Rate: 48,8% of Net Asset
Exclusion Rate: 30% (Proportion of discarded issuers over total analyzed)

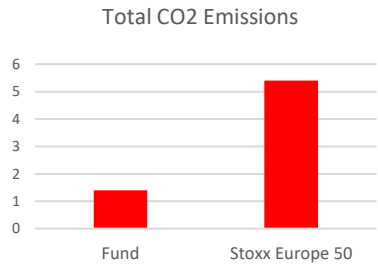
Public Issuers ESG Scoring

Countries/Criteria	Environmental Scoring (maximum 100)	Level (maximum 3)
France	83,9	1
Italy	76,9	1
Portugal	76,6	1
Spain	78,1	1

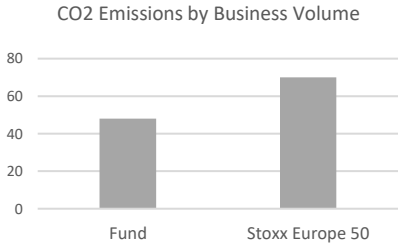
Source: EPI, 2022 Report.

*Criteria adopted: Education, Health, Military and Public Costs, as well as an Environmental Scoring (Environmental Performance Index, EPI)

CO2 Emissions



Unity of measure: Millions of teq CO2 (Mn tones of CO2 equivalents)



Unity of measure: GHG emissions (market-based) per revenue (teq CO2/M€)

ESG Indicator



The percentage of companies that have signed the Global Compact is **97%**. For the Stoxx Europe 50 index, this figure increases to: **100%**.

Response Rate: **48,8%**

