

EUROPEAN EQUITIES I

Fund Benchmark: STOXX Europe 50 NR EUR

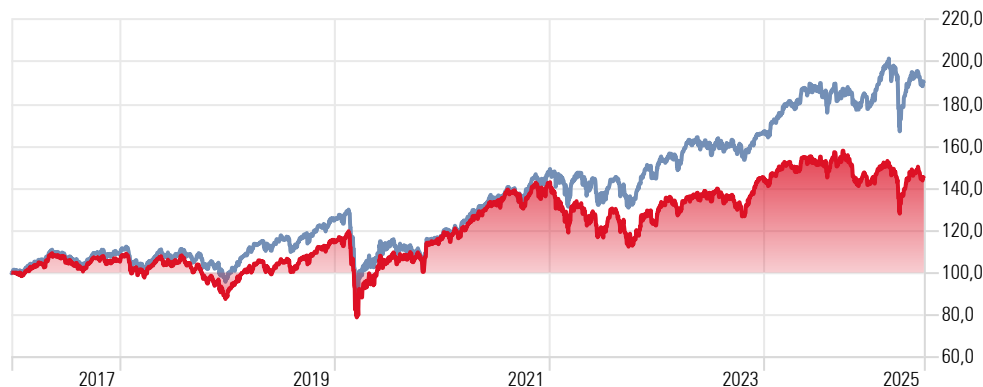
1	2	3	4	5	6	7
---	---	---	---	---	---	---

Investment Objective

The objective of the fund is to earn a satisfactory level of return which is sustainable in the long-term, with in-depth fundamental analysis of companies and the selection of quality assets which are temporarily under-valued by the market but have great potential to increase in value over the long term; while constantly taking account of the risk-return trade-off in the investment process.

At least 75% of the exposure to equities is invested in companies domiciled or listed in European markets. In managing the fund, the reference, but simply for comparison purposes, is the Stoxx Europe 50.

Performance (since inception)



Statistics Measures (5 years, monthly return)

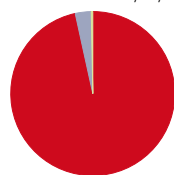
Std Dev	14,41%
Alpha	-4,26%
Beta	1,03
R2	85,96
Tracking Error	5,41%

	2022	2023	2024	YTD	1 Month	3 Months	6 Months	1 Year	3 Years	5 Years
Mapfre AM European Equities I	-13,81	18,73	-1,52	1,20	-1,92	1,37	1,20	-4,30	6,79	6,73
STOXX Europe 50 NR EUR	-1,80	15,13	8,15	5,48	-1,67	-0,74	5,48	1,92	11,88	11,25

Portfolio Date: 30/06/2025

Asset Allocation (net)

Portfolio Date: 30/06/2025



	%
• Stock	96,6
• Cash	3,1
• Other	0,3
• Bond	0,0

Portfolio Ratios

P/E	20,02
P/B	2,81
Debt to Capital	34,38%
Net Margin	15,83%
ROE	23,79%

Top Holdings

Asset Name	Sector	%
L'Oreal SA		4,09
Diageo PLC		3,94
Novo Nordisk AS Class B		3,87
Unilever PLC		3,82
NN Group NV		3,77
% Asset in Top 10 Holdings		37,70
Number of Stock Holdings		38

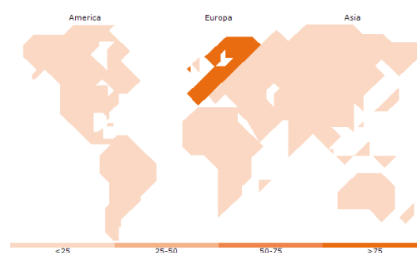
Morningstar Equity Style Box

	Value	Blend	Growth	Market Cap	%
Large	24,1	42,3	25,9	Market Cap Giant %	52,7
Mid	0,0	4,1	3,6	Market Cap Large %	39,6
Small	0,0	0,0	0,0	Market Cap Mid %	7,7
				Market Cap Small %	0,0
				Market Cap Micro %	0,0

Sector Exposure %

Equity Econ Super Sector Cyclical %	29,98
Basic Materials	3,93
Consumer Cyclical	7,92
Financial Services	16,05
Real Estate	2,08
Equity Econ Super Sector Sensitive %	35,59
Communication Services	2,03
Energy	3,63
Industrials	14,28
Technology	15,65
Equity Econ Super Sector Defensive %	34,43
Consumer Defensive	16,46
Healthcare	16,01
Utilities	1,96

Region Exposure



Equity Region Americas %	0,00
Equity Country United States	0,00
Equity Country Canada	0,00
Equity Region Latin America	0,00
Equity Region Greater Europe %	100,00
Equity Country United Kingdom	21,55
Equity Region Eurozone	57,91
Equity Region Europe ex-euro	20,55
Equity Region Europe emrg	0,00
Equity Region Africa	0,00
Equity Region Middle East	0,00
Equity Region Greater Asia %	0,00
Equity Country Japan	0,00
Equity Region Australasia	0,00
Equity Region Asia dev	0,00
Equity Region Asia emrg	0,00

Key Information

Management Company	Mapfre Asset Management SGIIIC	NAV (Mo-End)	14,48 €	Minimum Investment (Base Currency)	50.000 €
Inception Date	28/12/2016	Fund Size	97.066.847,00 €	Max Management Fee	1,25%
Domicile	Luxembourg	Portfolio Currency	Euro	Portfolio Managers	Manuel Rodríguez; Thomas Nugent
Firm Name	Mapfre Asset Management SGIIIC	Distribution Status	Acc		
UCITS	Yes	ISIN	LU1509932882		

This document is for commercial purposes only and is provided for informative purposes and is not an offer, invitation or encouragement for sale, purchase or subscription of securities, nor its content will be the basis of any contract, commitment or decision of any kind. This document does not replace the mandatory legal information that should be consulted prior to any investment decision; the legal information prevails in case of any discrepancy. This information brochure is available to the public at www.mdo-manco.com. The information contained in this document has a validity of the date that appears in the factsheet, so it may suffer changes as a result of the fluctuation of the markets. References to past performance is not an indicator of future performance.